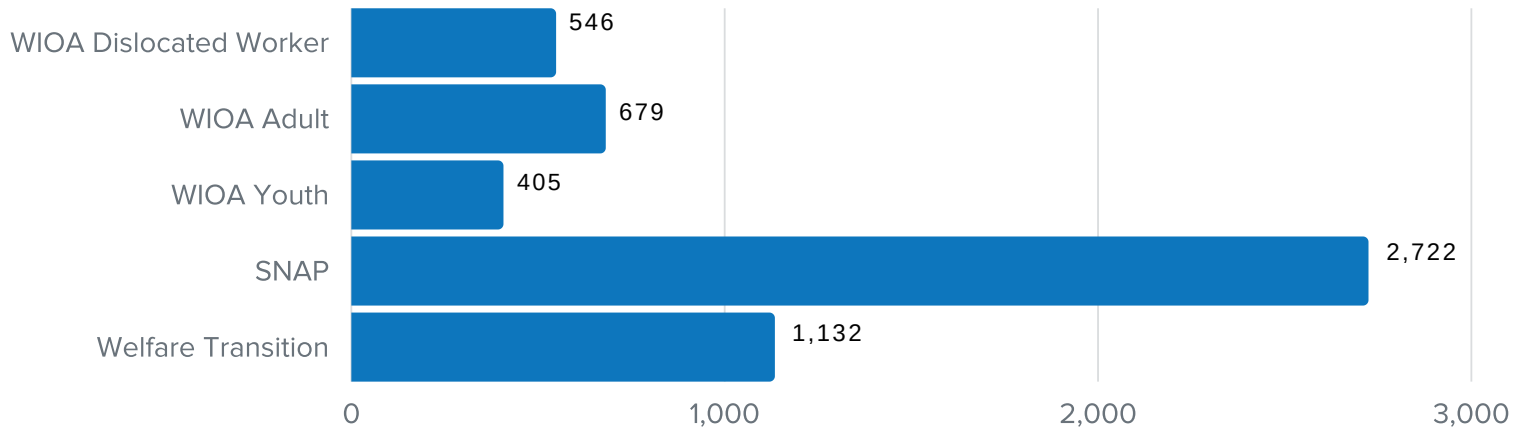


2019-2020 AT A GLANCE

WORKFORCE PROGRAMS



QUICK FACTS

- One-Stop Center Traffic: 50,734
- Website Traffic: 98,531
- Wagner-Peyser Placements: 2,993
- Employers Served: 1,303
- Veterans: 1,306
- Individuals with disabilities: 1,351

*Data is from PY 2019-2020.

STRATEGIC PLAN

STRATEGIC GOALS



VISION:

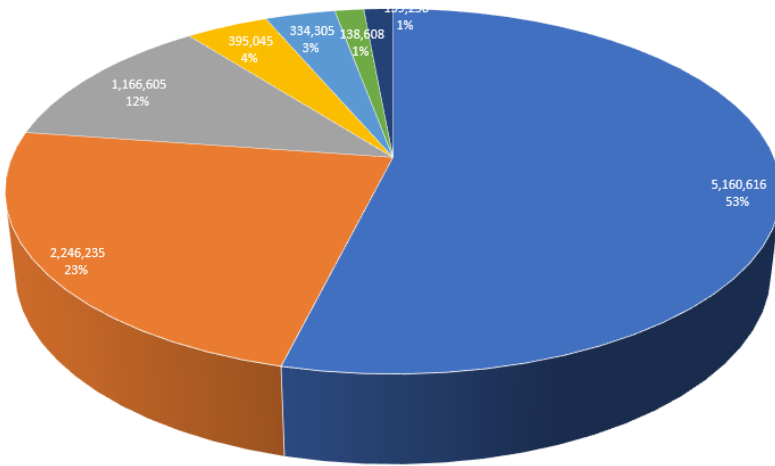
The vision of CareerSource Pinellas is to enhance lives by making talent the region's key competitive asset.

MISSION:

The mission of CareerSource Pinellas is to build the talent pipeline for today and the future by providing easy access to workforce solutions.

FINANCIAL REPORT

Budgeted Revenues



Budgeted Revenue Breakdown

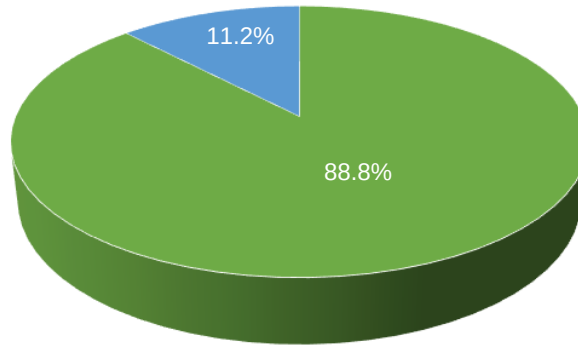
- Workforce Innovation & Opportunity Act (WIOA): \$5,160,616
- Welfare Transition: \$2,246,235
- Employment Services: \$1,166,605
- YouthBuild: \$395,045
- Supplemental Nutrition Assistance Program (SNAP): \$334,305
- Trade Adjustment Assistance: \$138,608
- Other: \$139,250

Local Total: \$9,580,664

Organizational Expenditures

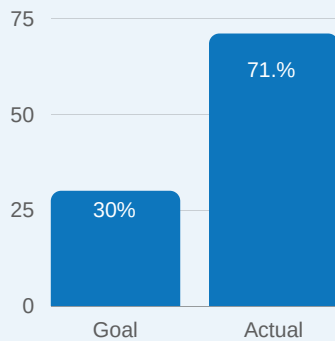
Of the total \$9,632,999 in workforce expenditures last year, \$1,082,701 was spent on administration (11.2%).

Organizational Expenditures

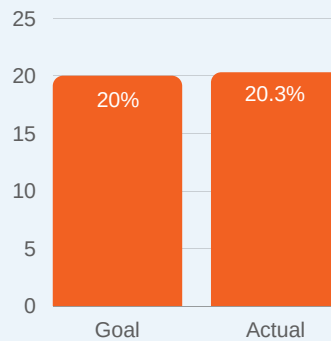


■ Direct Client Services ■ Administrative Expenditures

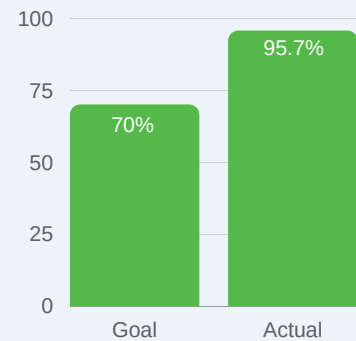
Individual Training Account (ITA)



Paid Work Experience



Out of School Youth



*Data is from PY 2019-2020.

DEMOGRAPHIC DATA

		Adult	Dislocated Worker	TAA	Youth
	Total Customers	679	546	55	405
Gender	Male	350	275	17	155
	Female	329	271	38	250
	Not Provided	0	0	0	0
Education Level	Less than HS/GED	11	5	0	105
	HS/GED	183	62	7	239
	Some College/ Technical/ Vocational	114	53	16	18
	AS/ Vocational/ Technical Certificate	213	124	12	21
	Bachelors	83	189	15	8
	Above Bachelors	24	96	4	1
	Not Provided	51	17	1	13
Age	Under 19	0	0	0	14
	19-24	60	2	0	291
	25-32	245	45	2	100
	33-44	243	141	8	0
	45-54	90	141	10	0
	55-64	33	182	30	0
	65 and above	8	35	5	0
Race and Ethnicity	American Indian/ Alaskan Native	3	3	0	1
	Asian	21	11	3	5
	Black/ African American	192	102	13	194
	Hawaiian/ Other Pacific Islander	2	0	0	0
	White	423	392	35	179
	Multi-Racial	5	1	1	19
	Race Not Identified	33	37	3	7
	Hispanic Ethnicity	246	213	2	160